



HOW TO DRAW A duck



by LUCINDA GIFFORD



YOU'LL NEED

A pencil
Paper
An eraser

ALSO GOOD

Maybe some ink
or a texta
Some coloured pencils
would be fun too

1. In light pencil, draw a circle for the head and a wide 'U' shape for the body.



IT CAN BE GOOD TO ADD A
LINE FOR THE GROUND

2. Add stick legs, triangle feet and a curve for the top of the beak.



3. Now join the shapes to make a neck and beak.



DON'T WORRY ABOUT BEING
TOO NEAT - IT'S ONLY
THE GUIDE DRAWING

4. Now add a tail, a wing.
And make a circle for the eye.



5. Now think! What kind of **mood** is your duck in?

grouchy mood

OR


happy mood

?




you choose!

6. Now draw over or darken the lines of your drawing.




I DREW OVER MY DRAWING IN INK, AND RUBBED OUT THE PENCIL LINES

7. Finally, colour in your duck!



I'VE ADDED A BIT OF BACKGROUND.

HAPPY DRAWING!



duck duck MOOSE

By Lucinda Gifford Out now!

ALLEN & UNWIN